



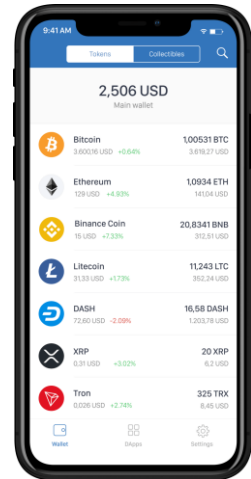
## ABOUT TRUST WALLET

### Universal

Trust Wallet is the premier **mobile** ethereum wallet which works with any ERC20, ERC223, and ERC721 tokens. Trust Wallet also supports the main blockchains in the Ethereum ecosystem - Ethereum, Ethereum Classic, and Callisto. Currently, more than 20,000 tokens that are built on Ethereum are accessible through Trust Wallet app.

### Simple and Intuitive

Trust provides a user with a unified wallet address that can be used to manage both Ethereum and all tokens. That means you can use the same address to participate in ICOs or airdrops as well as to send and receive Ethereum. Trust is intuitive and easy to understand yet packed with tons of useful features.



### Safe and Secure

Trust puts the security and anonymity of users first. Our key principles:

- Server-free environment fully localizes each installed application
- Client-based infrastructure ensures that keys are stored locally, on your device
- Bank-level security safeguards your digital assets from potential threats
- Application-level authentication system prevents unauthorized access through an unlocked device


### Multi Cryptocurrency Wallet App

Securely carry your favorite cryptocurrencies on your Android and Apple devices with the Trust Wallet mobile wallet app.

With an average user review of 4.7 / 5.0, you can feel confident your digital assets have the highest level of privacy and reliability when being sent, received, or simply being stored.

### Thousands of Supported Coins

Trust wallet app supports all of the main blockchains within the Ethereum ecosystem and works with any ERC20, ERC721, and ERC223 tokens while also providing coverage as a bitcoin wallet while being able to cover many other coins too.



Trust is now the official  
cryptocurrency wallet of  
Binance

[Read about the acquisition & integration](#)

## HOW TO CREATE YOUR WALLET

1. To get the latest Trust Wallet App, you should follow one of the download links on the official website. **Trust wallet is currently available only for Android & iOS.**

**Get Trust – iOS, Get Trust - Android**

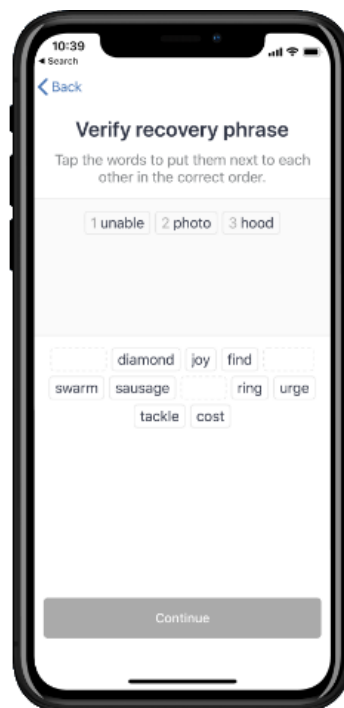
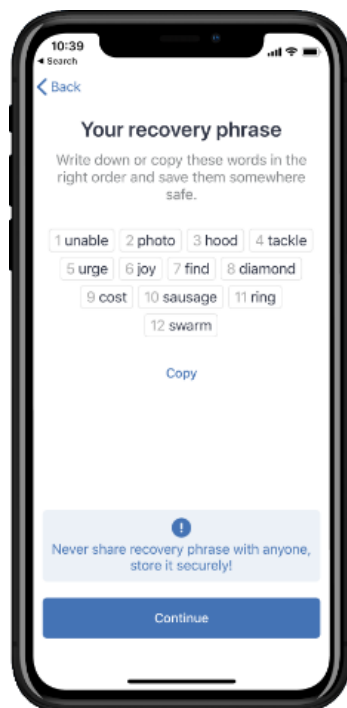
Trust wallet official website: <https://trustwallet.com/>

Trust wallet Help Center: <https://help.trustwallet.com/hc/en-us>



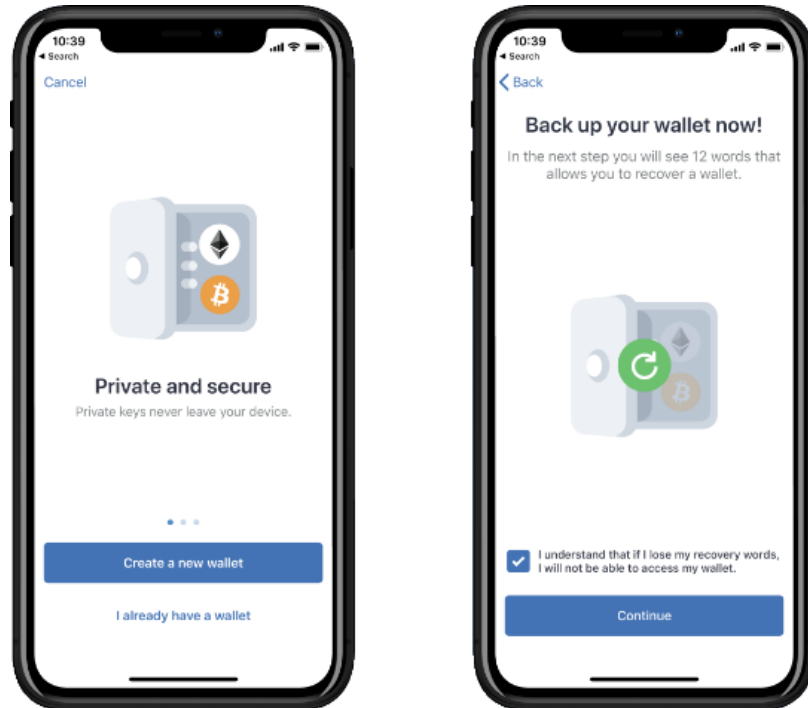
2. Once downloaded and installed, open Trust Wallet and tap on “Create a new wallet”. In the next step, you will receive your 12-word recovery phrase, which acts as a backup for your funds.

**IMPORTANT:** There is no way to change or recover your 12-word phrase if it’s lost or forgotten. If you lose your 12-word phrase, you will lose your funds with it. Trust Wallet is completely different from traditional bank accounts. You are the true owner of your “Money”. Trust Wallet can never access your coins. It is technically not possible for us to recover wallets since we do not have access to your recovery phrase. Only your 12-word recovery phrase can be used to restore your wallet.



3. Before you can finish the wallet creation, verify that you wrote down the 12-word phrase in the correct order.

**IMPORTANT:** It is strongly recommended to do your backup now and store it somewhere safe!



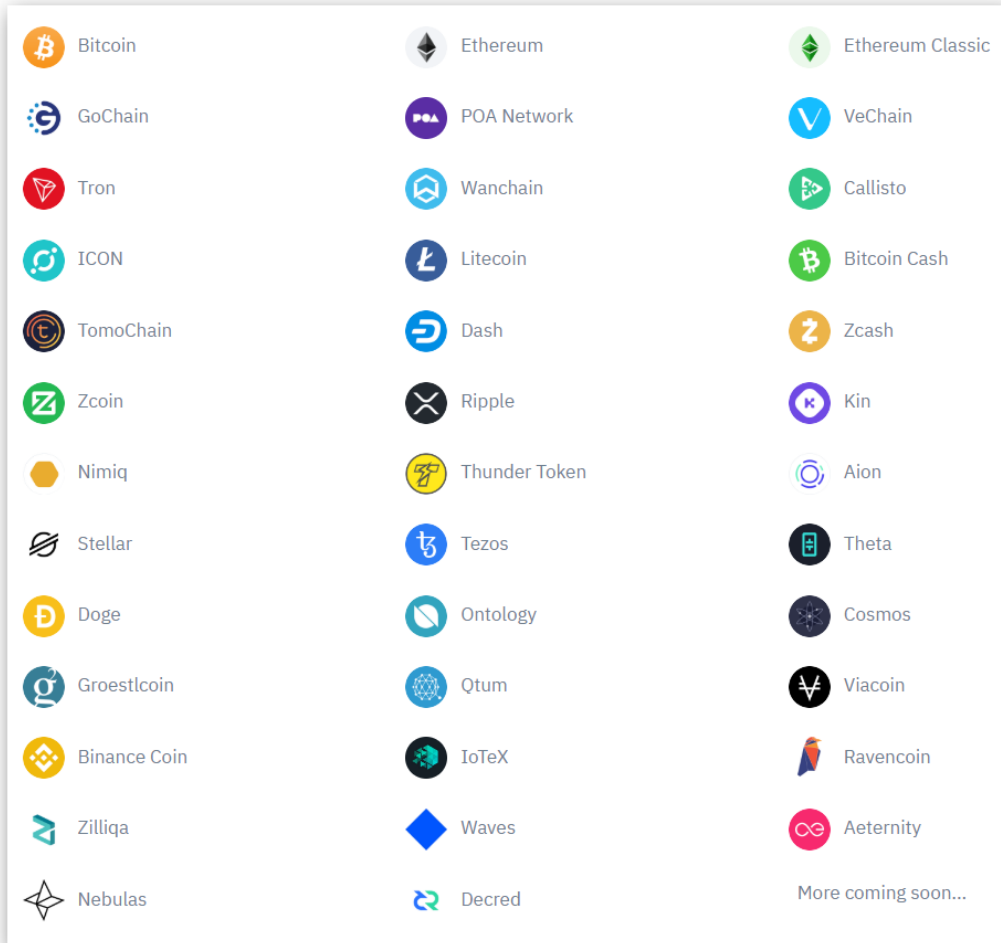
4. And that's it, you are done! Your newly created multi-coin wallet is now ready to handle cryptocurrencies for over 30+ Blockchains, including Bitcoin, Ethereum, CAUSES (CSE), BNB, XRP and many more. Exchange these cryptocurrencies with our upcoming coin swap function and buy Bitcoin, Ethereum, and more with your credit card.
5. To receive CAUSES tokens in your Trust wallet, all you need to do is share your Trust wallet Ethereum address with whoever will send you CAUSES.

Your Ethereum address will need to have some Ethereum (ETH) to be able to make CAUSES ERC20 token transactions (send only). Even less than 0.01 ETH will suffice to begin with. In short, you need some "Gas" in your Ethereum address. You can learn more about Ethereum "Gas" here <https://kb.myetherwallet.com/gas/what-is-gas-ethereum.html>. You do not need to have any ETH to receive CAUSES, only if you decide to transfer CAUSES tokens from your wallet to another address.

To check any tokens your Ethereum address has received, you need to open this page <https://etherscan.io/address/YourEthereumAddress#tokentxns> by replacing the **YourEthereumAddress** with your Ethereum address.

To check only for your CAUSES tokens in your address, you need to open <https://etherscan.io/token/0x5f6bb53f9e01836d8394d340d5d69b8887e2f1d7?a=YourEthereumAddress>

List of currently supported coins and blockchains on Trust Wallet



**Disclaimer:** Using Trust wallet is just a suggestion we make. Please make sure you perform your due diligence in choosing the right Ethereum wallet you wish to use that also handles ERC20 tokens, to be able to send and receive the new ERC20 CAUSES token. LEO is not responsible for any losses or issues that may occur by using any third-party software, like a cryptocurrency wallet or similar service.